



# clip'n climb

## CHALLENGES CATALOGUE

---

WE BELIEVE EVERYONE CAN BUILD  
**A STRONG FUN BUSINESS**







## INTRODUCING

Developed in 2005, Clip 'n Climb is an extraordinary concept of fun climbing which guarantees unforgettable moments for all participants.

Clip 'n Climb offers a selection of colourful climbing challenges suitable for everyone from the age of 2 to 102 years old, pushing their limits in a fun way.

The TRUBLUE® auto-belay system allows each person to climb independently without any previous experience. Have fun, play and watch your friends climb to the top!

Ever since the first Clip 'n Climb facility opened in 2006, the concept is appealing to more and more investors each year. Currently, there are more than 350 facilities around the world!

## CONTENTS

PAGE 6 ➔ **CLASSIC CHALLENGES**

PAGE 34 ➔ **NARROW CHALLENGES**

PAGE 38 ➔ **PRIMA CHALLENGES**

PAGE 42 ➔ **ESSENTIALS**

PAGE 44 ➔ **FULL SPORTAINMENT OFFER**



## TURNKEY SOLUTION

We provide you a complete turnkey offering with:

CHALLENGES • EQUIPMENT •  
WALLFLOORING • ENGINEERING  
INSTALLATION • SHIPPING • TRAINING



## ANTI-MARKING TECHNOLOGY

Clip 'n Climb panel challenges are finished with a paint system that is '**EASY CLEAN**'.

Regular cleaning with water and a sponge will remove the majority of unsightly marks from the panel surfaces, and when necessary the use of a mild cleaner will remove more stubborn marks.

# OUR PRODUCTS

Every Challenge is an adventure. The unique designs invite participants to give them their best shot to reach the top.


Beyond the visual aspect, we also work on the tactile characteristics of our Challenges. Soft, rough, cold, each of them looks and feels different from their neighbouring Challenge.

The wide variety of hand and foot holds also enhances the importance that each climbing experience is unique.

Through commitment to innovation, our teams develop interactive challenges and enticing experiences to enrich the Clip 'n Climb experience.



**CAD SOFTWARE**  
THAT TRANSFORMS  
YOUR CENTRE INTO  
AN INTERACTIVE  
DESIGN



# HOW TO SELECT YOUR CHALLENGES

The selection of specific Challenges from within our wide range can be guided by a number of considerations.

## IS THE BUILDING SUITABLE?

With 4 standard sizes, Clip 'n Climb Challenges adapt to any building height between 6,4 – 10,4 metres. For requirements that are greater or less than this range, a bespoke solution can be found for any building.

The Clip 'n Climb Design Department, that studies the feasibility of each project and models your building, can answer your questions in relation to available space and how it could be adapted if necessary.

## HOW MANY CHALLENGES CAN FIT INTO MY BUILDING?

To answer this question, the Clip 'n Climb teams need to know your building's specifications and the proposed general layout of the other sectors that are in addition to the Clip 'n Climb arena. We support you through every step to optimise your facility's layout, while factoring in the visitor flow.

## DO THE SELECTED CHALLENGES FIT MY ANTICIPATED VISITOR PROFILES?

Different facility locations and arrangements e.g. entertainment facilities, climbing gyms, stand alone Clip 'n Climb facilities or Clip 'n Climb zones within a larger space are likely to attract different visitor profiles. The difficulty levels can help select specific Challenges. It is advised that you discuss your needs and expectations in relation to the anticipated visitor profiles with your dedicated Clip 'n Climb Sales Consultants before you select your preferred range of Challenges.



# clip 'n climb

## CHALLENGES

SET YOUR CLIP 'N CLIMB FACILITY APART AND GIVE MORE THAN JUST A CLIMBING EXPERIENCE! THESE EYE-CATCHING CHALLENGES WILL ATTRACT VISITORS AND MAKE THEM COME BACK.





## ALIENS

- A problem-solving Challenge for 'Astronauts' of all ages!
- The fun factor is to avoid the nasty aliens and reach the smiley face at the top

1 CLIMBER



6,4 m / 7,6 m / 8,8 m / 10 m



1,8 m



Narrow Option

See pages 34-37



OPTION  
CORNER  
MOULD  
LIGHTING



## AMAZING

- A vertical maze to surprise and engage the brain, which can be climbed blindfolded!
- Good balance and weight transfer while figuring out the orientation of the holds
- A great Challenge for first time visitors and younger children

1 CLIMBER



6,4 m / 7,6 m / 8,8 m / 10 m



1,8 m



# ARTIFACT

- A visually interesting centre piece!
- Four climbing lines with different difficulties on each side

## 4 CLIMBERS

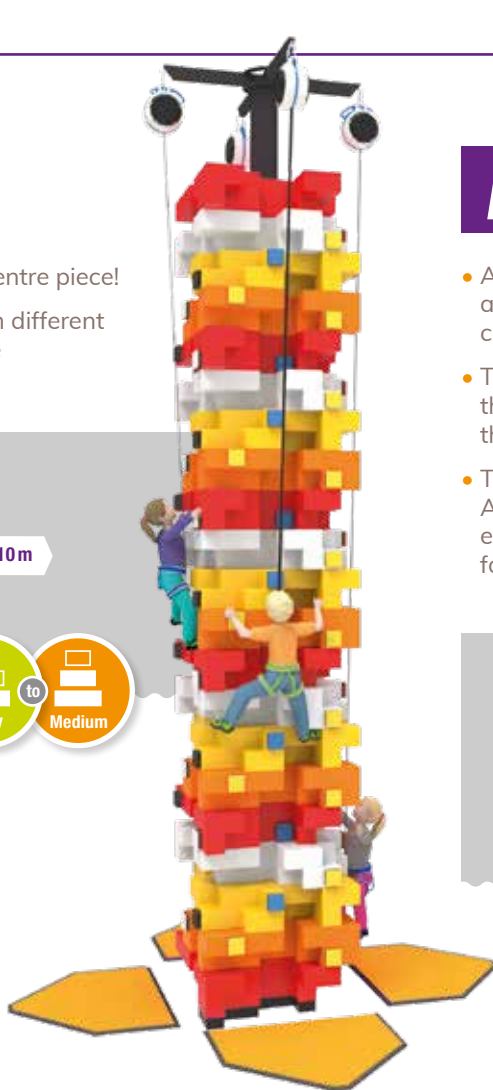
6,4 m / 7,6 m / 8,8 m / 10 m

1,2 m

Easy

to

Medium



# ASCENDOR

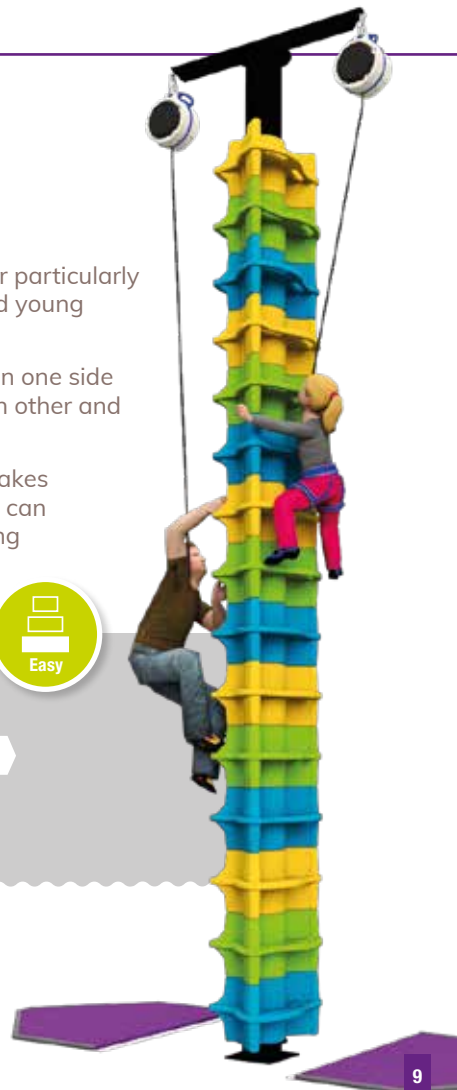
- A three-dimensional ladder particularly appealing to beginners and young children
- Two climbing difficulties: On one side the steps are closer to each other and the other further away
- The small footprint area makes Ascendor a Challenge that can easily be installed in existing facilities and small spaces

## 2 CLIMBERS

6,4 m / 7,6 m / 8,8 m / 10 m

700 mm


Easy



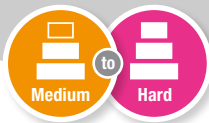
## ASTROBALL

- A sensational addition to the Clip 'n Climb range
- Strong arms and good footwork required on these polyethylene hemispheres

### 3 CLIMBERS

 6,5 m / 7,7 m / 8,9 m / 10,1 m

 2,2 m




## BANANA BLITZ

- Climbers must navigate their way up bulky curved surfaces
- Encourages climbers to consider their positioning
- A narrow challenge that fits into tighter spaces

### 1 CLIMBER

 6,4 m / 7,6 m / 8,8 m / 10 m

 1,3 m

 **Narrow Option**

*See pages 34-37*



# BIG CHEESE

- Weight transfer required while swapping and matching hands and feet
- Requires great flexibility and problem solving abilities
- A crisp and colourful-looking climb!

1 CLIMBER




6,4 m / 7,6 m / 8,8 m / 10 m



1,8 m



Easy



# BLOX STAX

- An interactive soft-play challenge
- Good teamwork is needed to build and climb a stack of blocks
- Who can climb the highest stack?

2 CLIMBERS



Easy





## clip'n climb CHAMPION'S SERIES

We have created a fun version of the competitive walls seen during the World Cup and Olympic Games!

### BOULDER

- A shorter wall with a thick bouldering mat and no ropes
- Three difficulty levels, from bronze to gold

### 3 CLIMBERS



4 m including a 30cm safety mat



5,38 m



to



# LEAD

- Starts at a level that's accessible for all climbers, but becomes more difficult the higher you climb
- Climbers will need to have several attempts at the wall

## 1 CLIMBER



6,4 m / 7,6 m / 8,8 m / 10 m



1,8 m



Hard



# SPEED

- A speed Challenge for those with naturally competitive instincts!

## 1 CLIMBER



6,4 m / 7,6 m / 8,8 m / 10 m



1,8 m



Easy



## CAVING LADDER

- Replicates the challenge a caver faces in a caving system
- A funny narrow cable ladder that just won't stay still... with no solid wall
- For a real tough workout... can be climbed with hands only!

1 CLIMBER

6,4m / 7,6 m / 8,8 m / 10 m

380 mm



Easy



## CHECKERPLATE

- A visually stimulating Challenge
- Many ways to climb on this iconic bright and colourful Challenge
- This Challenge comes with LED lights to enhance the experience!

1 CLIMBER

6,4m / 7,6 m / 8,8 m / 10 m

1,8m

Narrow Option

See pages 34-37



Medium



# CIRCUIT BREAKER

- Light up the day with this wonderful abstract pattern circuit board
- A choice between the round flashing holds or the solid square holds to reach the top
- This Challenge comes with LED lights to enhance the experience!

## 1 CLIMBER



6,4 m / 7,6 m / 8,8 m / 10 m



1,8 m



# CLOUD 9

- A visually whimsical interpretation of a scattering of clouds!
- Climbers can ascend through the clouds with jugs, side pulls and under clings

## 1 CLIMBER



6,4 m / 7,6 m / 8,8 m / 10 m



1,8 m



## CONSTRUCTOR

- Fits snugly into corners, handy for both small and large installations
- Adds a lay back style of climbing to the range!

### 1 CLIMBER

 6,4 m / 7,6 m / 8,8 m / 10 m

 1,8 m



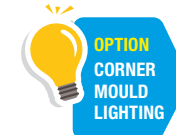
## CORNERED

- Brighten your space with this colourful corner Challenge!
- A mix of orange and lime soft touch wooden holds

### 1 CLIMBER

 6,4 m / 7,6 m / 8,8 m / 10 m

 1,8 m



# COOL BANANAS

- A great sense of balance and body movement required to beat this dizzying Challenge!
- No hands required, the challenge is to walk the path to the top

1 CLIMBER



7m



3,5m



## CRUNCHED

- Climbing wall meets soft play with this bridging style challenge.
- The unique PVC-covered holds provide climbers with a fresh tactile experience.
- Crunched can integrate three challenges within one structure. Choose from the 9 narrow challenges – more details on pages 34-37.

3 CLIMBERS

6,4 m / 7,6 m / 8,8 m / 10 m

1,3m x 6,9m



## DETONATOR

- This stimulating eye-catching Challenge will test the climber's courage and agility!
- A lot of suppleness, strength and stretch is required to climb this explosive Challenge

1 CLIMBER

6,4 m / 7,6 m / 8,8 m / 10 m

1,8m

Narrow Option

See pages 34-37



# DRY ICE

- A unique climb designed to reflect ice axe techniques used in ice climbing!

## 1 CLIMBER

6,4 m / 7,6 m / 8,8 m / 10 m

1,8 m

Narrow Option

See pages 34-37



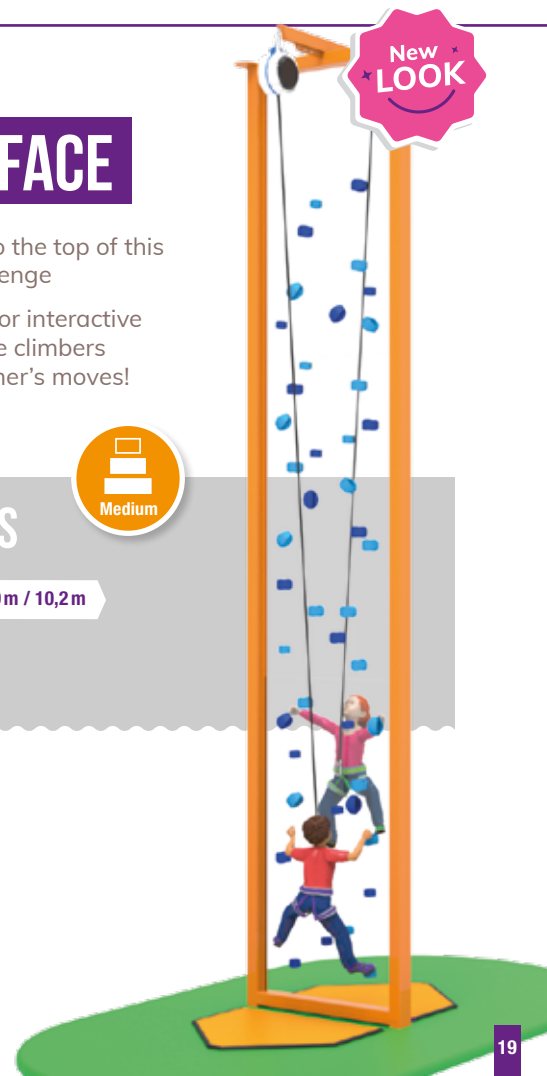
# FACE TO FACE

- Friends can race to the top of this very popular Challenge
- Heaps of options for interactive fun... e.g. challenge climbers to 'mirror' each other's moves!

## 2 CLIMBERS

6,6 m / 7,8 m / 9 m / 10,2 m

1,6 m



## H COMBO 4 CLIMBERS




The H frame integrates four challenges within one structure. Included on the inner sides of the structure are **Dome Chimney** and **Steelworks**, with a choice of the following challenges on the exterior walls:

- The Crag
- Hexed
- Orbital
- Zigg Zagg



## DOME CHIMNEY




6,4 m / 7,6 m / 8,8 m / 10 m



1,8 m x 2,1 m

## STEELWORKS



# HEXED

- Unique hexagonal shaped holds create a stimulating honeycomb Challenge
- Big moves required depending on the colour of the route

## 1 CLIMBER

6,4 m / 7,6 m / 8,8 m / 10 m

2,1 m

Narrow Option

See pages 34-37




# JUNGLE GYM

- A commando-style Challenge requiring strong arms and determination!
- Two different routes up to the cargo net

## 2 CLIMBERS

6,4 m / 7,6 m / 8,8 m / 10 m

3 m



## JUNGLE VINES

- Good balance, strong arms, steady legs and the ability to 'hang out' from the wall required

1 CLIMBER

6,4m / 7,6 m / 8,8 m / 10 m

1,8m



### DID YOU KNOW ?

CLIMBING IS AN EXCELLENT FULL BODY WORKOUT THAT IMPROVES COORDINATION, STRENGTH, ENDURANCE, AND PROBLEM-SOLVING SKILLS



# LEAP OF FAITH

- An adrenalin-pumping Challenge requiring courage and encouragement from others
- Climb the central pole onto the platform, and then leap out to catch the trapeze or bag!
- The leap distance can be changed and re-set by the instructors

## 1 OR 2 CLIMBERS

 7,2m / 8,4 m / 10,4m

 4m

  
Hard



## LIGHTNING CRACK

- Beautiful climbing wall in the form of a lightning bolt!
- This challenging wall requires good body positioning to maintain balance
- Ultimately satisfying experience requiring side-pull technique with both hands in the crack

1 CLIMBER

6,4 m / 7,6 m / 8,8 m / 10 m

1,8 m



## MORSE CODE

- A climb up 'Clip 'n Climb' in Morse code

1 CLIMBER

6,4 m / 7,6 m / 8,8 m / 10 m

1,8 m

Narrow Option

See pages 34-37




# ORBITAL

- Each of the offset discs rotates to the left and right, leaving climbers little time for thinking or resting
- Quick moves needed to spin the way to the top and beat this Challenge!

## 1 CLIMBER

6,4 m / 7,6 m / 8,8 m / 10 m

2,1 m



# PIXETRON

- A brightly-coloured wall made up of pixels in a stunning pattern that is a real head turner

## 1 CLIMBER

6,4 m / 7,6 m / 8,8 m / 10 m

1,8 m

Narrow Option

See pages 34-37




## RAPID RELAY

- Follow one of three paths and hit the corresponding button at the top!
- Approachable for a mixed range of ages and abilities

1 CLIMBER

6,4 m / 7,6 m / 8,8 m / 10 m

1,8 m




## RED SQUARE

- Not as simple as it looks!
- Hold 'fronts' are the same and climbers have to look behind to see various coloured routes
- Plenty of stamina required while identifying the orientation of the holds

1 CLIMBER

6,4 m / 7,6 m / 8,8 m / 10 m

1,8 m



clip'n  
climb.

# SKYSCRAPER

- Younger climbers can go straight up the middle as if they were climbing a ladder
- Different coloured 'windows' create different levels of challenging routes
- This Challenge comes with LED lights to enhance the experience!



1 CLIMBER



6,6 m / 7,8 m / 9 m / 10,2 m



1,8 m



# SPAGHETTI JUNCTION

- An exciting and physical Challenge with short trailing ropes and organic foothold shapes
- Rope ends are fitted with a handhold to provide a positive grip
- A great work out on a climb that requires balance and strength!



1 CLIMBER



6,4 m / 7,6 m / 8,8 m / 10 m



1,8 m





**DID YOU KNOW ?**  
THE OLYMPIC GAMES  
INCLUDES SPEED CLIMBING  
AS ONE OF ITS NEW DISCIPLINES  
START TRAINING NOW!



## SPEED CLIMB

- A speed Challenge for those with naturally competitive instincts!
- LED lighting in corner moulds reinforces the fast-moving action

1 CLIMBER



6,4 m / 7,6 m / 8,8 m / 10 m



1,8 m



Narrow Option

See pages 34-37



OPTION  
CORNER  
MOULD  
LIGHTING



ALSO  
AVAILABLE  
IN THE  
CHAMPIONS  
SERIES

# STAIRWAY TO HEAVEN

- Climbers have to stay calm and well balanced on this signature element!
- A testing challenge is to walk to the top without any hands touching the poles



To help you manage the climb, place this red foam cone cap and it will make sure climbers do not climb without being clipped.

## 1 CLIMBER



6,4 m / 7,6 m / 8,8 m / 10 m



2,2 m



Hard



## THE CRAG

- Beautifully sculpted in fiberglass, a unique climb on a natural looking rockface!
- This natural looking rock face feels like a real Challenge!

1 CLIMBER



6,4 m / 7,6 m / 8,8 m / 10 m

2,1 m



## TREE TRUNK

- A great space saving challenge which can fit anywhere in the building.
- Perfect for squeezing an extra climbing line into your centre!
- Good for retrofits.

1 CLIMBER



6,4 m / 7,6 m / 8,8 m / 10 m

240 mm



# TRIFFID

- No right or wrong way to climb this tactile and organic looking Challenge: any way is fine
- Enjoy a real 'Jack and the beanstalk' moment!

1 CLIMBER



6,4 m / 7,6 m / 8,8 m / 10 m



1,8 m



# TWISTER

- An absolutely stunning and powerful visual attraction
- This double-sided element accommodates 2 climbers at the same time

2 CLIMBERS



7,2 m / 8,2 m / 9,2 m / 10,2 m



1,85 m



## VELOCITY

- A different take on the classic speed Challenge for those with naturally competitive instincts!
- Offers an interesting climbing experience with a mixture of side pulls and under-cut holds
- LED lighting in corner moulds reinforces the fast-moving action

### 1 CLIMBER

6,4 m / 7,6 m / 8,8 m / 10 m

1,8 m



## VERTICAL DROP SLIDE

- Dressed in a low friction suit and a protective helmet participants take control of their own freefall.
- In this 'Challenge of choice', anyone can let go at any time
- The truly exhilarating adrenaline rush of dropping into the void from a great height!

### 1 CLIMBER

6,4 m / 7,6 m / 8,8 m / 10 m

1,8 m





## ZIGG ZAGG

- A snakes-and-ladders looking climb, with a series of challenges (jug, underclimbing or pinch handholds)

1 CLIMBER



6,4 m / 7,6 m / 8,8 m / 10 m



2,1 m



# NARROW CHALLENGES

MAXIMISE YOUR FACILITY'S POTENTIAL WITH OUR NARROW CHALLENGES! DESIGNED TO FIT TIGHTER SPACES WITHOUT SACRIFICING IMPACT OR EXPERIENCE, THESE CHALLENGES DELIVER ALL THE FUN AND EXCITEMENT IN A COMPACT FOOTPRINT.



## 9 NARROW CHALLENGES

We've taken some of our most popular challenges, streamlining their design to fit even the most compact facilities - all while maintaining the same thrilling impact and experience. Adding these narrow challenges to your centre means more climbing lines and increased capacity, maximising both space and excitement!

All the Narrow Challenges have the following specifications & dimensions

### 1 CLIMBER



6,4 m / 7,6 m / 8,8 m / 10 m



1,3 m



Narrow Option

## ALIENS



## BANANA BLITZ



## CHECKERPLATE



## DETONATOR



## DRY ICE



## HEXED



## MORSE CODE



## PIXETRON



## SPEED CLIMB



clip'n  
climb

# PRIMA CHALLENGES

FUN, COMPACT AND SIMPLE ARE THE WATCHWORDS OF THIS RANGE!





## 7 COLOURFUL CHALLENGES

Prima challenges are the most affordable challenges in our range.

With a simpler structure, similar to the construction of a climbing wall, you can find the right balance between simplicity and efficiency. We can even create a customised design to cater to your requirements!

All the Prima Challenges have the following specifications & dimensions

**1 CLIMBER**



6,4 m / 7,6m / 8,8 m / 10 m



1,2m

### DNA



### FIZZURE



### ILLUSION



**KORAL**



**SMILEY**



**TRIGG**



**POLARIZED**



# ESSENTIALS

## EVERYTHING YOU NEED TO RUN A SUCCESSFUL CENTRE

ASIDE FROM OUR FUN CLIMBING CHALLENGES, WE CAN  
ALSO PROVIDE YOU WITH THE SMALLER DETAILS TO GET  
YOUR CLIP 'N CLIMB CENTRE OFF THE GROUND.

### GUIDELINES

We offer guidelines including maintenance and operational duties, how to use the Clip 'n Climb brand correctly, and even recommendations for social media.



### VIDEO BRIEFING

We have created a video tutorial to show to all participants before starting a Clip 'n Climb session.

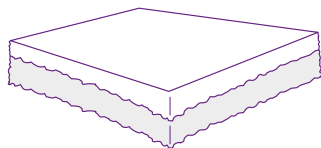
Available in several languages and in short sequences, it covers the important considerations that we recommend be adopted in order to climb safely.





### WEBSITE & EXTRANET

We have created an operational website and booking system for centre owners. You will also have access to an extranet to share information with other owners and download marketing tools.



### RUBBER CRUMB SAFETY SURFACE

Available in tiles or as a continuous wet poured surface. This is a critical part of our safety system and is an essential part of all centres.



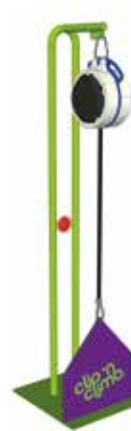
### ARTICULATED CLIP 'N CLIMB MATS

Every Challenge includes an articulated padded mat to which the webbing is attached. Created to secure access to the Challenge, it signals its use and warns participants there is a climber above.



### EQUIPMENT

We provide you with all of the climbing equipment needed to operate your centre, such as harnesses, TRUBLUE auto belays, BelayMates, helmets, rescue kits, and more.



### TRUBLUE® DEMONSTRATION UNIT

This is to demonstrate to climbers how to properly attach their harness to the TRUBLUE®. Familiarisation of attachment techniques during the briefing period helps towards the smooth running of a Clip 'n Climb session.

clip'n  
climb

FULL  
SPORTAINMENT  
OFFER






# FULL SPORTAINMENT OFFER

Clip 'n Climb has partnered with industry-leading manufacturers whose products not only complement our climbing activity, but also share our commitment to quality, excellence and safety.

**WE AND OUR SISTER-COMPANIES AND OFFICIAL DISTRIBUTORS CAN PROVIDE YOU WITH A FULL RANGE OF SPORTAINMENT PRODUCTS TO COMPLEMENT YOUR LEISURE ACTIVITY PORTFOLIO.**

Choose from trampolines, safety solutions, interactive games and much more! Whether you are planning to open a full Clip 'n Climb facility, a trampoline park or a family entertainment facility - you will find that plenty of our solutions meet your needs!





## FUN SPOT



Their large selection of products varies from trampolines, to ninja courses, airbags and foam, rope courses and soft play



VALO MOTION



A real ROI driver that turns regular activity into an active play environment with ValoClimb and ValoJump

head rush  
technologies

AUTHORIZED DISTRIBUTOR



Safety solutions, ziplines and free falls to provide your guests with an exhilarating experience



FRANCE  
EQUIPEMENT



Lockers and wall-bench combinations solutions



janssen · fritsen



Interactive and immersive games to make your facility stand out

BIGAIRBAG



Airbags for sports and stunts, cushioning the heaviest impact and hardest of falls

# clip 'n climb

VISIT US ONLINE

**CLIPNCLIMB.COM**

CONTACT US

Email [info@clipnclimb.com](mailto:info@clipnclimb.com)

Call +44 (0) 1282 444800



#clipnclimb

an **ABÉO** company